

Opal Class Weekly Timetable- Week Beginning Monday 22<sup>nd</sup> June 2020

**Mornings:** Early morning workout 9-9:30 Joe Wicks YouTube. **Break Time:** GoNoodle: <https://www.youtube.com/watch?v=KhfkYzUwYFk> **Daily Reading:** Children should be reading every day. Please if you can ensure you listen to your child read at least 30 mins a day. Why not get them to tell you about what they have read. You can all relax and listen to an audio book together. Oxford Owl has free e-books you can access <https://www.oxfordowl.co.uk/for-home/find-a-book/library-page?login-error=true> Listen to David Walliams: <https://www.worldofdavidwalliams.com/elevenses/> Kids poems and stories by Michael Rosen: [https://www.youtube.com/user/artificedesign/videos?view=0&sort=dd&shelf\\_id=17](https://www.youtube.com/user/artificedesign/videos?view=0&sort=dd&shelf_id=17) **After Lunch:** Calm and Meditation time (relaxing music/ quiet time). <https://www.youtube.com/watch?v=GWYisLLjcBs>



Please find the week's collective worship in the home learning section of the website. Our Christian Value for this week is Peace

Monday

Maths:



Follow the link below (summer term week 9) and watch lesson 1 right angles in shapes. After watching the video and taking part in the activities.

<https://whiterosemaths.com/homelearning/year-3/>

Complete your answers on google slide (by clicking on the text box to enter your answers) or print off the sheet to complete it and upload and image

**Practise Times table Rockstar at least 15 minute per day**

<https://trockstars.com/>

English: Story starter

This week you will be doing some work on a well-known Rhyme.

Complete the work on google slide or upload an image of your written work.

Practise your **spelling**.

See the attached year 3 / 4 spelling list. Try to use the words in sentences and also look up the meanings of those you do not know.



R.E: Christianity

**The Big Question...**

**Who is Jesus**

"I am the light of the world"



**This week's question is:**

**In what way is Jesus the light?**

Answer the questions on your google slide and complete the lantern


making activity.



<https://www.youtube.com/watch?v=BsaDKAtoGFA>



Topic: "Stone Age to Iron Age"



**BRONZE AGE**

Watch the PowerPoint in google classroom to learn more about Bronze Age tools, farming, jewellery and burials. Use the following links to learn more about

Useful links:

<https://www.youtube.com/watch?v=Ohij1e2oZio&index=2&list=PLcUgvdvJPCKdKaEh2uRh z64K-7tA6wa8h>

Tuesday

Maths:



Follow the link below (**summer term week 9**) and watch lesson 2, compare angle. After watching the video and taking part in the activities.

<https://whiterosemaths.com/homelearning/year-3/>

Complete your answers on google slide (by clicking on the **text box** to enter your answers) or print off the sheet to complete it and upload and image.

**Practise your time:**

<https://mathsframe.co.uk/en/resources/resource/116/telling-the-time>

**Practise Times table Rockstar at least 15 minute per day**

<https://trockstars.com/>

English: Question time

Make sure to answer in full sentences using correct punctuations correctly (capital letters, full stops etc..)

Complete the work on google slide or upload an image of your written work.

**Spelling tricky words**

follow the link attached. Some great tools to help you spell some tricky words.

<https://www.bbc.co.uk/bitesize/articles/zbhy382>

Computing:

Use the link below to try to create some of your own animations and games

<https://beta.code.kano.me/>

Reading:



**Summer Reading challenge 2020 is here.**










Join the Silly Squad for this year summer reading challenge. Click on the link to find out more. Great books, activities and prizes. Join loads of children and get reading as many books as you can.




<https://summerreadingchallenge.org.uk/competition/vipers-daughter>

Independent reading or reading to an adult.

Free e-books on the link

<https://www.oxfordowl.co.uk/for-home/find-a-book/library-page?login-error=true>

<p>Wednesday</p>	<p><b>Maths:</b> </p> <p>Follow the link below (<b>summer term week 9</b>) and watch lesson 3 horizontal and vertical. After watching the video and taking part in the activities.</p> <p><a href="https://whiterosemaths.com/homelearning/year-3/">https://whiterosemaths.com/homelearning/year-3/</a></p> <p>Complete your answers on google slide (by clicking on the <b>text box</b> to enter your answers) or print off the sheet to complete it and upload and image</p> <p><b>Practise Times table Rockstar at least 15 minute per day</b></p> <p><a href="https://trockstars.com/">https://trockstars.com/</a></p>	<p><b>English: Sentence challenge</b></p> <p>Complete the sentences using descriptive adjectives and amazing adverbs.</p> <p>Complete the work on google slide or upload an image of your written work.</p> <p>Use following links to remind you of using adjectives and adverbs</p> <p><a href="https://www.bbc.co.uk/iplayer/episode/p08cb73v/bitesize-79-year-olds-week-4-8-teacher-talks-nouns-verbs-adjectives-and-adverbs">https://www.bbc.co.uk/iplayer/episode/p08cb73v/bitesize-79-year-olds-week-4-8-teacher-talks-nouns-verbs-adjectives-and-adverbs</a></p> <p><a href="https://www.bbc.co.uk/bitesize/topics/zwwp8mn/articles/zgsgxfr">https://www.bbc.co.uk/bitesize/topics/zwwp8mn/articles/zgsgxfr</a></p> <p><a href="https://www.bbc.co.uk/bitesize/articles/zvv8d6f">https://www.bbc.co.uk/bitesize/articles/zvv8d6f</a></p>	<p>P.E </p> <p><b>Fitness: Wednesday workout with Lance (15 /20 minutes work out)</b></p> <p>Lance our very own PE Coach will be providing fitness workout every Wednesday for all children, parents and cares.</p> <p>Click on this link</p> <p><a href="http://www.st-marks.islington.sch.uk/news/wednesday-workout-with-lance-17-06-20/">http://www.st-marks.islington.sch.uk/news/wednesday-workout-with-lance-17-06-20/</a></p> <p>Or go to our St. Marks school website to join Lance.</p> <p>Keep Active, keep fit all good for Mental Health wellbeing</p>	<p><b>Wellness Wednesday:</b> </p> <p>Empathy what is it</p> <p><a href="https://www.youtube.com/watch?v=jLiowUopYzw">https://www.youtube.com/watch?v=jLiowUopYzw</a></p> <p>Make your own empathy glasses and watch a story and imagine seeing things through a character's point of view.</p> <p><a href="https://www.youtube.com/watch?v=IFOWPayPux0">https://www.youtube.com/watch?v=IFOWPayPux0</a></p> <p>Come and share your decorated glasses in google classroom.</p> <p><a href="https://www.youtube.com/watch?v=H9A-Hpwp3IU">https://www.youtube.com/watch?v=H9A-Hpwp3IU</a></p> <p><a href="https://www.youtube.com/watch?v=CQJz0sVtoYA">https://www.youtube.com/watch?v=CQJz0sVtoYA</a></p>
<p>Thursday</p>	<p><b>Maths:</b> </p> <p>Follow the link below (<b>summer term week 9</b>) and watch lesson 4 parallel and perpendicular lines. After watching the video and taking part in the activities.</p>	<p><b>English: Sick sentences</b></p> <p>Expand the sentences and make them more interesting by adding more descriptive words.</p> <p>Complete the work on google slide or upload an image of your</p>	<p><b>Science: 'Light'</b> </p>  <p>This week you will be <b>Identify opaque, translucent and</b></p>	<p><b>Art:</b> </p> <p>Practise more of your Op Art and come and upload your drawings in google classroom.</p>

	<p><a href="https://whiterosemaths.com/homelearning/year-3/">https://whiterosemaths.com/homelearning/year-3/</a></p> <p>Complete your answers on google slide (by clicking on the <b>text box</b> to enter your answers) or print off the sheet to complete it and upload and image.</p> <p><b>Practise your time:</b> <a href="https://mathsframe.co.uk/en/resources/resource/116/telling-the-time">https://mathsframe.co.uk/en/resources/resource/116/telling-the-time</a></p> <p><b>Practise Times table Rockstar at least 15 minute per day</b> <a href="https://trockstars.com/">https://trockstars.com/</a></p>	<p>written work.</p>	<p><b>transparent materials.</b> Go through the PowerPoint attached in google classroom and click on the relevant links to watch the short clips to support your learning.</p> <p>Complete the activities and questions on the PowerPoint. Upload and submit your results and findings. <a href="https://www.dkfindout.com/uk/science/light/transparent-and-opaque-objects/">https://www.dkfindout.com/uk/science/light/transparent-and-opaque-objects/</a></p>	<p><a href="https://www.youtube.com/watch?v=B0Y7o1oRWFk">https://www.youtube.com/watch?v=B0Y7o1oRWFk</a></p> <p><a href="https://www.youtube.com/watch?v=Ye4wHvQRpEg">https://www.youtube.com/watch?v=Ye4wHvQRpEg</a></p> <p><a href="https://www.youtube.com/watch?v=RR69yVrjBSU">https://www.youtube.com/watch?v=RR69yVrjBSU</a></p>
<p>Friday</p>	<p><b>Maths:</b> </p> <p><b>Maths challenge</b></p> <p><b>Maths game</b> <a href="https://mathsframe.co.uk/en/resources/resource/548/Maths-Road-Turn">https://mathsframe.co.uk/en/resources/resource/548/Maths-Road-Turn</a>  <a href="https://mathsframe.co.uk/en/resources/resource/546/Match-the-Maths-Wall">https://mathsframe.co.uk/en/resources/resource/546/Match-the-Maths-Wall</a></p>	<p><b>English: Perfect picture</b></p> <p>Create your own picture following the instruction on your slide and upload into google classroom.</p> <p>Complete the work on google slide or upload an image of your written work.</p>	<p><b>Spanish:</b> </p> <p>Learn to say where you live in Spanish. This week you will be using Oak Academy for your Spanish lesson. <a href="https://www.thenational.academy/year-3/foundation/saying-where-you-live-in-spanish-year-3-wk6-2#slide-3">https://www.thenational.academy/year-3/foundation/saying-where-you-live-in-spanish-year-3-wk6-2#slide-3</a></p> <p>The lesson starts with a short quiz then the lesson has a video to watch with some activities to do</p>	<p><b>Music: Mr. Lacy</b> </p> <p>Carrying on from last week music you will look at lesson 5 and 6 (Theory Rocks)</p> <p>Rest Values (Music Theory Lesson 5) <a href="https://www.youtube.com/watch?v=vUgwy0-UK8">https://www.youtube.com/watch?v=vUgwy0-UK8</a></p> <p>Time Signatures and Bar lines (Music Theory Lesson 6) <a href="https://www.youtube.com/watch?v=6aU36oLq8ys">https://www.youtube.com/watch?v=6aU36oLq8ys</a></p>

	<p><b>Practise your time:</b>  <a href="https://mathsframe.co.uk/en/resources/resource/116/telling-the-time">https://mathsframe.co.uk/en/resources/resource/116/telling-the-time</a></p> <p><b>Practise Times table Rockstar at least 15 minute per day</b>  <a href="https://trockstars.com/">https://trockstars.com/</a></p>		throughout.	<p><b>Also continue to practise the song you started last week.</b></p> <p>(Epo I Tai Tai E ~ A Body Percussion Song from New Zealand)</p> <p>See the link below:  <a href="https://www.youtube.com/watch?v=pFKRwWsfjno">https://www.youtube.com/watch?v=pFKRwWsfjno</a></p>
--	--	--	-------------	--

## Reminders and useful links

**Reading:** Remember to read daily at least 30 minutes per day

TTR -continue to logon daily to practise your times table

**Useful link:** There is also a really useful home learning link provided by Islington with plenty of fantastic resources to use and add to your list.

This too will give you a variety of activities you can do across the curriculum.

<https://www.islingtoncs.org/home-learning> ;

NRich which has lots of fun, practical maths ideas for you to do at home. <https://nrich.maths.org/10334>