

Opal Class Weekly Timetable- Week Beginning Monday 8th June 2020

Mornings: Early morning workout 9-9:30 Joe Wicks YouTube. **Break Time:** GoNoodle: <https://www.youtube.com/watch?v=KhfkYzUwYFK> **Daily Reading:** Children should be reading every day. Please if you can ensure you listen to your child read at least **30 mins a day**. Why not get them to tell you about what they have read. You can all relax and listen to an audio book together. **Oxford Owl has free e-books** you can access <https://www.oxfordowl.co.uk/for-home/find-a-book/library-page?login-error=true> Listen to David Walliams: <https://www.worldofdavidwalliams.com/elevenses/> Kids poems and stories by Michael Rosen: https://www.youtube.com/user/artificedesign/videos?view=0&sort=dd&shelf_id=17 **After Lunch:** Calm and Meditation time (relaxing music/ quiet time). <https://www.youtube.com/watch?v=GWYisLLjcBs>



Please find the week's collective worship in the **home learning** section of the website. Our Christian Value for this week is **Wisdom**

Monday

Maths:



This week we will be learning to **tell the time to 5 minutes** There are no video clips to watch on these set of lessons.

Complete your answers on google slide (by clicking on the **text box** to enter your answers) or print off the sheet to complete it and upload and image

Practise Times table Rockstar at least 15 minute per day

<https://trockstars.com/>

English:

This week you will watch a short film called 'Girl and Robot'.

Prediction (just from the title): What do you think the film is about? Watch the first **20 seconds**

[GirlandRobot](#) and guess what might happen, come up with some questions (where is she?). Pause the film at **48 seconds** have you changed your prediction? Why?

Watch the film up to **3:08**. Answer these questions on your google slides (even better, discuss and justify your answers with someone else:

How old is the girl? Where is she? Why isn't she at school?



R.E: Buddhism




This week you will learn about where and how do Buddhists practise their faith. Use the link below

<https://www.bbc.co.uk/bitesize/topics/zh4mrj6/articles/zdbvjhv>

Answer the questions on google slide.

Topic: "Stone Age to Iron Age"









BRONZE AGE

Watch the PowerPoint in google classroom to start to learn about the Bronze age. More information on the attached links <https://www.bbc.co.uk/bitesize/articles/zh3qmfr>

<https://school.eb.co.uk/levels/FOUNDATION/article/Bronze-Age/439911>

Answer the attached questions

		<p>Where are her parents? Why has she built a robot?</p> <p>Towards the end of the film (3 mins 11sec), just after she turned the power up to the max, the screen went dark and we couldn't see what happened. Look at the second slide and write a description of the events that might have happened during the black out.</p> <p>You have key vocabulary you should include in your description.</p>		
Tuesday	<p>Maths: </p> <p>This week we will be learning to tell the time. There are no video clips to watch on these set of lessons.</p> <p>Complete your answers on google slide (by clicking on the text box to enter your answers) or print off the sheet to complete it and upload and image</p> <p>Practise Times table Rockstar at least 15 minute per day</p> <p>https://trockstars.com/</p>	<p>English: Emotion Tracking</p> <p>Watch the film up to 1:00 then pause. Look at picture A and B of the girl. B was just after A in the story. What happened between A and B? Choose a few words that could describe her feelings in A then B. Why is she having these feelings?</p> <p>Match the words from the emotions list to the images on your google slide.</p> <p>Continue to watch the film, stopping at the following</p>	<p>Computing:</p> <p>Lean about what makes a good computer game use the link below.</p> <p>https://www.bbc.co.uk/bitesize/topics/zs7s4wx/articles/zw96tfr</p> <p>Have a go at coming up with your own idea or design of a game. Upload your ideas in google classroom.</p> <p>Continue from last week's lesson with learning more and trying out different coding activities.</p> <p>Follow the link below</p>	<p>Reading: </p> <p>Independent reading or reading to an adult.</p> <p>Free e-books on the link</p> <p>https://www.oxfordowl.co.uk/for-home/find-a-book/library-page?login-error=true</p> <p>Newsround: </p> <p>Watch Newsround and discuss what has been happening around the world this week. Why not write down a few questions that you would like answered?</p>

		<p>points: 1m 26s, 1m 38s, 1m 47s, 2m 04s, 2m 09s, 2m 14s, 2m 36s, 2m 41s, 2m 49s and 3m 39s.</p> <p>Use the Emotion Tracking table chart to help you write what she is feeling and why at each time.</p>	<p>https://world.kano.me/challenges/lops</p> <p>When you start you will be asked to choose a username and password. Make sure you ask an adult for help doing this and do not choose your real name. It suggests random names which are good to use.</p>	<p>Come and post some of your questions on our blog page.</p>
<p>Wednesday</p>	<p>Maths: </p> <p>This week we will be learning to tell the time. There are no video clips to watch on these set of lessons.</p> <p>Complete your answers on google slide (by clicking on the text box to enter your answers) or print off the sheet to complete it and upload and image</p> <p>Practise Times table Rockstar at least 15 minute per day</p> <p>https://trockstars.com/</p>	<p>English: Feeling graph and diary entry</p> <p>Using Tuesday's notes on the girl's changing emotions through the film, try to plot a graph of her feelings (see example Feeling Graph) just copy the lines onto some scrap paper follow instructions on your slide and complete your diary entry writing in first person (I, me, my) and using the technical vocabulary provided.</p>	<p>P.E </p> <p>Fitness: Wednesday workout with Lance (15 /20 minutes work out)</p> <p>Lance our very own PE Coach will be providing fitness workout every Wednesday for all children, parents and cares.</p> <p>Click on this link</p> <p>http://www.st-marks.islington.sch.uk/news/wednesday-workout-with-lance-03-06-20/</p> <p>Or go to our St. Marks school website to join Lance.</p> <p>Keep Active, keep fit all good for Mental Health wellbeing</p>	<p>Wellness Wednesday: </p> <p>Fingerprints like a detective</p> <p>https://www.youtube.com/watch?time_continue=6&v=vrjKm-CZdIY&feature=emb_logo</p> <p>Be a word performer</p> <p>https://www.tate.org.uk/kids/make/performance/be-word-performer</p>

<p>Thursday</p>	<p>Maths: </p> <p>This week we will be learning to tell the time. There are no video clips to watch on these set of lessons.</p> <p>Complete your answers on google slide (by clicking on the text box to enter your answers) or print off the sheet to complete it and upload and image</p> <p>Practise Times table Rockstar at least 15 minute per day</p> <p>https://trockstars.com/</p>	<p>English: Editing Diary entry</p> <p>***Turn in your edited diary entry today for feedback****</p> <p>Look at Thursday's Diary Example attached in google classroom. Use this example to edit your diary entry from Wednesday and make sure of the following:</p> <ul style="list-style-type: none"> • use different ways of starting sentences including prepositions as shown above • describe your feelings throughout the diary entry, using your ideas from the Emotion Tracking activity • use some technical words because you are an engineer <p>***Turn in your edited diary entry today for feedback****</p>	<p>Science: 'Light'</p>   <p>Source of light</p> <p>This week you will be exploring sources of light. Go through the PowerPoint attached in google classroom and click on the relevant links to watch the short clips to support your learning.</p> <p>Complete the activities and questions on the PowerPoint. Upload and submit your results and findings.</p>	<p>Art: </p> <p>Create a self-portrait.</p> <p>Look at the following links to get some inspiration. Upload your self-portrait images in google classroom</p> <p>https://www.tate.org.uk/kids/make/paint-draw/paint-turner</p> <p>BBC Bitesize link</p> <p>https://www.bbc.co.uk/teach/class-clips-video/art-and-design-draw-self-portrait/z6ytscw</p>
<p>Friday</p>	<p>Maths: </p> <p>True or false and Challenge Day</p> <p>Complete the family challenge</p> <p>Practise Times table Rockstar at</p>	<p>English:</p> <p>Use the links below to learn/remind yourself how to use a dictionary and a thesaurus and how they are different.</p>	<p>Spanish:  in Spanish. This week you will be using Oak Academy for your Spanish lesson.</p> <p>https://www.thenationalacademy/year-3/foundation/how-to-say-the-</p>	<p>Music: </p> <p>In Music this half term Mr Lacy would like you all to watch a series of lessons (Theory Rocks) in preparation for when you are all back in school. Tones and Semitones</p>

	<p>least 15 minute per day</p> <p>https://trockstars.com/</p>	<p>Dictionary</p> <p>https://www.bbc.co.uk/bitesize/topics/zcc2gdm/articles/zp8fdxs</p> <p>Thesaurus</p> <p>https://www.bbc.co.uk/bitesize/topics/zcc2gdm/articles/zsn3msg</p>	<p>date-in-spanish-year-3-wk4-2#slide-3</p> <p>The lesson starts with a short quiz then the lesson has a video to watch with some activities to do throughout. Why not upload you practising your Spanish in google classroom.</p>	<p>(Music Theory Lesson 1)</p> <p>https://www.youtube.com/watch?v=2pILPFY2eo</p> <p>The Musical Alphabet (Music Theory Lesson 2)</p> <p>https://www.youtube.com/watch?v=lGmhT7Mi98Q</p> <p>Also, there is a song you should all start learning</p> <p>(Epo I Tai Tai E ~ A Body Percussion Song from New Zealand)</p> <p>See the link below:</p> <p>https://www.youtube.com/watch?v=pFKRwWsfjno</p>
--	---	--	--	---

Reminders and useful links

Reading: Remember to read daily at least 30 minutes per day

TTR -continue to logon daily to practise your times table

Useful link: There is also a really useful home learning link provided by Islington with plenty of fantastic resources to use and add to your list.

This too will give you a variety of activities you can do across the curriculum.

<https://www.islingtoncs.org/home-learning> ;

NRich which has lots of fun, practical maths ideas for you to do at home. <https://nrich.maths.org/10334>