


Ruby Class Weekly Timetable- Week Beginning Mon 8th of June 2020

Reading: Don't forget to read to your adult everyday!			
For more helpful ideas, Islington have put together a weekly timetable with lots of great resources. You can find it at www.islingtoncs.org/home-learning			
Please find the Collective Worship posted in the home learning section of the website on both Monday and Wednesday .			
Our Christian Value for this week is WISDOM .			
Monday Exercise 9-9:30 Joe Wicks YouTube	Maths: Please watch White Rose maths video for week 7 Lesson 1 Found on this link https://vimeo.com/425799745 Complete The activities throughout the video. Now complete the worksheet can be found on our Google classroom under Monday's maths lesson. When you have finished, have a go at one of the games found on the links below: https://www.purplemash.com/#tab/pm-home/maths Or https://www.topmarks.co.uk/maths-games/hit-the-button	English: Either using your list of facts from last week or researching new ones on wolves, write a list of at least 5 of your favourites. Using these facts write sentences using conjunctions (words to link parts of the sentences together) ' so, in order to, so that, because, by ' and explain why. For example, Wolves live in packs so they can stay safe. <u>Try not to use the same conjunction twice.</u>	RE: <u>Judaism - Hanukkah</u> We will be learning about the Jewish Festivals. What is this festival? How is it celebrated? Watch this clip from last week for an explanation of Hanukkah https://www.youtube.com/watch?v=IJJ_5Tyu5iA How is the Jewish festival of Hanukkah similar / different to the Christian festival of Christmas? Is anything from Hanukkah important to you? Have a go at minimum one of these activities: <ol style="list-style-type: none"> 1) Drawing a Jewish party 2) Making a menorah 3) Playing with driedels 4) Sequencing story of Hanukkah Upload a photo of your work to our google classroom.

Ruby Class Weekly Timetable- Week Beginning Mon 8th of June 2020

<p>Tuesday</p> <p>Exercise 9-9:30 Joe Wicks YouTube</p>	<p>Maths: Please watch White Rose maths video for week 7 Lesson 2 Found on this link https://vimeo.com/425799860 Complete The activities throughout the video. Now complete the worksheet can be found on our Google classroom under Tuesday's maths lesson. When you have finished, have a go at one of the games found on the links below: https://www.purplemash.com/#tab/pm-home/maths Or https://www.topmarks.co.uk/maths-games/hit-the-button</p>	<p>English:</p> <p>Draw or find a picture of a wolf. Label the artefacts of the wolf (fur, teeth, tail, claws etc). Make a list putting them in alphabetical order. Make a caption for each artefact For example Teeth: wolves use these to rip into their food and chew it.</p>	<p>Science:- Plants Plant life cycles Look at the powerpoint uploaded onto google classroom or this clip https://vimeo.com/218127170 Draw and label a life cycle of a plant of your choice. Upload a photo of your life cycle onto our google classroom.</p>	
<p>Wednesday</p> <p>Exercise 9-9:30 Joe Wicks YouTube</p>	<p>Maths: Please watch White Rose maths video for week 7 Lesson 3 Found on this link https://vimeo.com/425799938 Complete The activities throughout the video. Now complete the worksheet can be found on our Google classroom under Wednesday's maths lesson. When you have finished, have a go at one of the games found on the links below: https://www.purplemash.com/#tab/pm-home/maths Or https://www.topmarks.co.uk/maths-games/hit-the-button</p>	<p>English: <i>What would the townsfolk like to know about wolves?</i></p> <p>List questions that the townsfolk might ask about wolves. I have started some for you 1. What do wolves look like? 2. Where do wolves live? 3. What do wolves eat? 4. 5. Choose <u>at least 2</u> of the questions to research and create a spider gram of. Look at page 4 of the timetable for an example.</p>	<p>PSHE: 9th of June is Empathy day. Create some empathy glasses. These will help you to focus on other people's thoughts and points of view and imagine seeing things through their eyes. A template can be found on page 5 of our timetable. Now using your empathy glasses, Read some books which focus on empathy found here https://www.islingtoncs.org/sites/default/files/files/Empathy%20audiolist.pdf</p>	<p>PE: Wednesday workout with Lance! Have a go at the workout video lead by our very own Lance. Found at this link: http://www.st-marks.islington.sch.uk/news/wednesday-workout-with-lance/</p>

Ruby Class Weekly Timetable- Week Beginning Mon 8th of June 2020

<p>Thursday</p> <p>Exercise 9-9:30 Joe Wicks YouTube</p>	<p>Maths: Please watch White Rose maths video for week 7 Lesson 4 Found on this link https://vimeo.com/425800005 Complete The activities throughout the video. Now complete the worksheet can be found on our Google classroom under Thursday's maths lesson. When you have finished, have a go at one of the games found on the links below: https://trockstars.com/</p>	<p>English: Using the same lay out from yesterday, Think of 3 more questions beginning with why, how and when</p> <ol style="list-style-type: none"> 1. 2. 3. <p>Using these three questions, complete the spider-grams for them showing your research.</p>	<p>Topic: - Weather We are going on a world trip! In order to get on the plane we need a passport. Create your own passport (a template can be found on page 6 of the timetable) Today we are going on a holiday around the UK. What items do we need to pack? Do some research and record what the weather is like around the UK today (major cities across the country: London, Liverpool, Belfast, Glasgow etc) Make a list of the clothing and any other items we need to pack for our holiday.</p>	
<p>Friday</p> <p>Exercise 9-9:30 Joe Wicks YouTube</p>	<p>Maths: Making a fraction pizza! Using a paper plate or a round piece of paper draw or create your own fraction pizza. An idea is here: (also found on page 7 of the timetable)</p>  <p>Don't forget to write what fraction of the pizza has each topping.</p>	<p>English: <u>Writing a non-chronological report</u> Using your spider-grams, write paragraphs using each question as a subheading. Use the sentence starters and cause and effect words found on page 8 of timetable. I have started one below for you <u>What do wolves like to eat?</u> Some people think that wolves like to eat pigs. In fact, wolves mainly eat chicken</p>	<p>Music: Mr Lacy would like you to carry on looking at rhythm and pulse. Watch this clip from Neew Zealand and try to learn it off by heart! 'Epo I Tai Tai E' https://www.youtube.com/watch?v=pFKRwWsfjno</p> <p>Can you film yourself doing it and upload it onto our Google Classroom?</p>	<p>Computing: Log onto busy things Using your LGFL logins. Go to the KS1 area, Year 2, computing, and then explore the fun activities in <i>early coding or busy code.</i></p>

Ruby Class Weekly Timetable- Week Beginning Mon 8th of June 2020

Wednesday's English lesson - spider-gram example

Write your question in the bubble in the middle.

Draw lines and write your researched answers to the question.



Wednesday's PSHE lesson - Empathy glasses template



Empathy Day Glasses

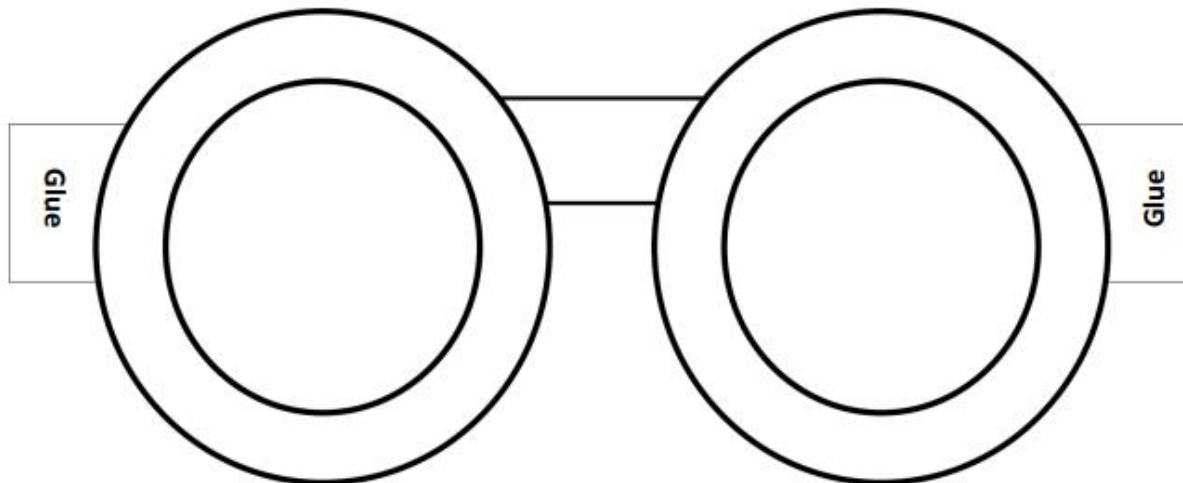
Children can decorate and individualise these Empathy Glasses and then put them on to really focus on imagining the feelings of the characters they are reading about.



.....'s empathy glasses

I'm an Empathy Explorer

Fold on dotted line to glue and attach each arm to tabs



Bend and glue flaps to arms

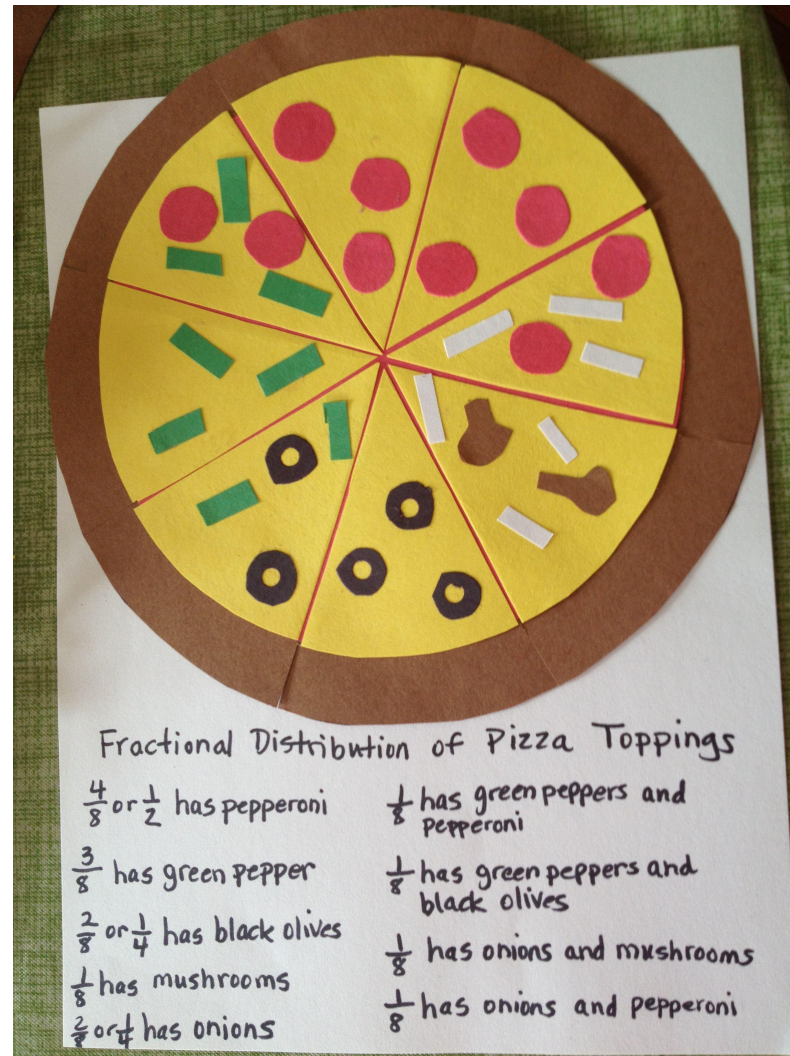
Ruby Class Weekly Timetable- Week Beginning Mon 8th of June 2020

Thursday's Topic Lesson - Passport template

PASSPORT	
<p>PASSPORT</p> <p>Photograph/picture</p> <p>Description:</p>	<p>Personal Information</p> <p>Name:</p> <p>Gender:</p> <p>Age:</p> <p>Home country:</p> <p>Signature:</p>

Ruby Class Weekly Timetable- Week Beginning Mon 8th of June 2020

Friday's Maths Lesson - Fraction pizza example



Ruby Class Weekly Timetable- Week Beginning Mon 8th of June 2020

Friday's English lesson - sentence starters and cause and effect words

Sentence starters

Non-Chronological Reports

There are...

Even though...

Sometimes...

Often...

For example...

Did you know...

Cause and effect words to link your sentences

- so
- when
- so that
- because
- when
- in order to