

Ruby Class Weekly Timetable- Week Beginning Mon 15th of June 2020


Reading: Don't forget to read to your adult everyday!

For more helpful ideas, Islington have put together a weekly timetable with lots of great resources. You can find it at www.islingtoncs.org/home-learning




Please find the **Collective Worship** posted in the **home learning** section of the website on both **Monday and Wednesday**.
Our Christian Value for this week is.

<p>Monday</p> <p>Exercise 9-9:30 Joe Wicks YouTube</p>	<p>Maths</p> <p>Please watch White Rose maths video for week 8 Lesson 1 Found on this link https://vimeo.com/428007654</p> <p>Complete The activities throughout the video.</p> <p>Now complete the worksheet can be found on our Google classroom under Monday's maths lesson.</p> <p>When you have finished, have a go at one of the games found on the links below:</p> <p>https://www.purplemash.com/#tab/pm-home/maths Or https://www.topmarks.co.uk/maths-games/hit-the-button</p>	<p>English</p> <p>We are starting a new book this week called 'The Minpins'. Think about what you are allowed to do and what you aren't allowed to do at home and school.</p> <p>Create a list of commands for things you should not do starting with the words 'never, dont, always, do'</p> <p>For example</p> <p>Don't climb over the wall.</p> <ol style="list-style-type: none"> 1. 2. 3. 4. <p>Think about the consequences of what might happen if you break these commands.</p> <p>Write a set of commands using the conjunctions or and and creating imaginary scenarios about what might happen if you don't.</p> <p>For example</p> <p>Don't climb over the wall or you will be eaten by monsters.</p> <p>Stay inside the house and you will be perfectly safe.</p> <ol style="list-style-type: none"> 1. 2. 3. 4. 	<p>RE</p> <p>Why do Christians make and keep promises to God?</p> <p>What clubs, groups do you belong to?</p> <p>What does it mean to belong to a Christian community?</p> <p>What are your experiences of going to church?</p> <p>Then write the different things that Christians do in a church, and talk about why they are all important.</p> <p>Create a stained glass window for the church</p> <p>An idea can be found here https://www.youtube.com/watch?v=kHax38AtEuI</p>
---	---	---	--

Ruby Class Weekly Timetable- Week Beginning Mon 15th of June 2020


<p>Tuesday</p> <p>Exercise 9-9:30 Joe Wicks YouTube</p>	<p>Maths</p> <p>Please watch White Rose maths video for week 8 Lesson 2 Found on this link https://vimeo.com/428007789</p> <p>Complete The activities throughout the video.</p> <p>Now complete the worksheet can be found on our Google classroom under Monday's maths lesson.</p> <p>When you have finished, have a go at one of the games found on the links below: https://www.purplemash.com/#tab/pm-home/maths Or https://www.topmarks.co.uk/maths-games/hit-the-button</p>	<p>English</p> <p>Watch the video of Miss Godden reading part of our new book, 'The Minpins' on the home learning section of our website or google classroom.</p> <p>What monsters could live over the other side of the wall? What could they do?</p> <p>Choose a body part of the monster (noun) eg. Tooth Then choose what it will do to that part of the body (verb) eg. swallow Put these together to create an adjective eg. tooth -swallowing Use this to create a name for your monster For example Eye-popping, hair-sucking, foot- squashing Pinchsquiddler. Create a DANGER! Poster which includes the commands and from Task 2 and description from task 3 and a picture of your monster!</p> <p>For example DANGER! Don't go into the woods, or you'll be munched. There is an eye-popping, hair-sucking, Pinchsquiddler that will eat you whole. What a nightmare! Do you want to be swallowed?</p>	<p>Science</p> <p>Seed dispersal</p> <p>How do plants spread their seeds? Watch the clip below for an explanation https://www.bbc.co.uk/bitesize/topics/zxfrwmn/articles/z28dpbk</p> <p>Research different seeds for a range of plants and put them into the correct column depending on how they disperse their seeds.</p> <table border="1" data-bbox="1525 475 2136 616"> <thead> <tr> <th>Wind</th> <th>Water</th> <th>explode</th> <th>Carried by animals</th> <th>eaten</th> </tr> </thead> <tbody> <tr> <td> </td> <td> </td> <td> </td> <td> </td> <td> </td> </tr> </tbody> </table>	Wind	Water	explode	Carried by animals	eaten					
Wind	Water	explode	Carried by animals	eaten									
<p>Wednesday</p> <p>Exercise 9-9:30 Joe Wicks YouTube</p>	<p>Maths</p> <p>Please watch White Rose maths video for week 8 Lesson 3 Found on this link https://vimeo.com/428007909</p> <p>Complete The activities throughout the video.</p> <p>Now complete the worksheet can be found on our Google classroom under Monday's maths lesson.</p> <p>When you have finished, have a go at one of the games found on the links below: https://www.purplemash.com/#tab/pm-home/maths Or https://www.topmarks.co.uk/maths-games/hit-the-button</p>	<p>English</p> <p>Watch Miss Godden reading more of our new book on the home learning section of our website or google classroom.</p> <p>Look at the picture below (also on page 4 of the timetable)</p>  <p>What do you think he may have seen that could have had that effect?</p> <p>Finish this sentence starter, Little Billy glanced back quickly over his shoulder, and now, in the distance, he saw a sight that...</p>	<p>PSHE</p> <p>'Making delicious friendships'. Watch this video about what makes a 'friendship soup': https://youtu.be/yjj4x2h3Cjg</p> <p>Now draw and write what goes into a friendship soup of your own.</p> <p>Talk to an adult about one thing you can do this week for a friend you have not seen for a while and make a plan!</p>	<p>PE</p> <p>Wednesday Workout with Lance! Have a go at the workout video lead by our very own Lance. Found at this link: http://www.st-marks.islington.sch.uk/news/wednesday-workout-with-lance/</p>									

Ruby Class Weekly Timetable- Week Beginning Mon 15th of June 2020

		<p>Write a description of what your monster looks like. Think back to the description from yesterday. Make sure you write in full sentences. Write at least 5 sentences describing your monster.</p>		
<p>Thursday</p> <p>Exercise 9-9:30 Joe Wicks YouTube</p>	<p>Maths</p> <p>Please watch White Rose maths video for week 8 Lesson 4 Found on this link https://vimeo.com/428007983</p> <p>Complete The activities throughout the video.</p> <p>Now complete the worksheet can be found on our Google classroom under Monday's maths lesson.</p> <p>When you have finished, have a go at one of the games found on the links below: https://www.purplemash.com/#tab/pm-home/maths Or https://www.topmarks.co.uk/maths-games/hit-the-button</p>	<p>English</p> <p>Watch Miss Godden reading more of our new book on the home learning section of our website or google classroom.</p> <p>Look at the image below (also found on page 5 of timetable)</p>  <p>Complete a zone of relevance for Billy's emotions eg <i>excited, scared, happy, sad, helpless, amused, amazed, entertained, hopeless, merry disappointed</i>.</p> <p>A template is below of the zone of relevance (pg5). Remember the centre circle is for the most relevant words and the outer circle is for the least relevant emotions that Billy is feeling.</p>		<p>Topic</p> <p>Using your passport from last week, let's now take a trip around the Globe!</p> <p>Choose some countries to visit (some videos can be found here https://www.bbc.co.uk/bitesize/topics/zyhp34j) Think about the climate. Watch the clip below to understand the climate around the world. https://www.bbc.co.uk/bitesize/clips/zr7hyrd</p> <p>Write another list of what you need to pack for your trip to these countries.</p> <p>Is it the same or different to your list for your trip around the UK? Why or why not?</p>
<p>Friday</p> <p>Exercise 9-9:30 Joe Wicks YouTube</p>	<p>Maths</p> <p>Create a piece of art using 2D shapes. Either cut out shapes to create a picture or draw the shapes.</p> <p>An idea is below</p> 	<p>English</p> <p>Look at the page of our book found on page 6 of the timetable. Pull out all of the verbs (doing words) from the page.</p> <p>Look at the next picture (also on page 6)</p>  <p>Create an exciting caption for it.</p> <p>Improve the caption by changing the verbs and adding in adjectives. Make the most exciting caption out of the boring one below.</p> <p>The boy walked away from the smoke.</p>	<p>Music</p> <p>Carry on learning the song from last week. https://www.youtube.com/watch?v=pFKRwWsfjno</p> <p>Then have a look at this BBC bitesize lesson on Melody and Pitch. https://www.bbc.co.uk/bitesize/topics/zcbkcj6/articles/zp99cj6</p>	<p>Computing</p> <p>Log onto Busy Things using your LGFL log ins.</p> <p>Go to the KS1 area, Year 2, computing, and then explore the fun activities in the early coding or busy code.</p>


Ruby Class Weekly Timetable- Week Beginning Mon 15th of June 2020

Tuesday's English lesson - picture prompt



Ruby Class Weekly Timetable- Week Beginning Mon 15th of June 2020

Wednesday's English lesson




Wolves by Emily Gravett



Ruby Class Weekly Timetable- Week Beginning Mon 15th of June 2020

Thursday's English lesson

Find the verbs in the passage



What he saw were two mighty puffs of orange-red smoke billowing and rolling through the trees in his direction. These were followed by two more, *whoosh whoosh*, and then two more, *whoosh whoosh*, and they must surely be coming, Little Billy told himself, from the two nose-holes of some galloping panting beast that had smelled him out and was coming after him.

His mother's words began thrumming once again in his head:

*Beware! Beware! The Forest of Sin!
None come out, but many go in!*

"It's the Spittler for sure!" Little Billy cried out. "Mummy said the Spittler blows smoke when it chases you. This one is blowing smoke! It's the Terrible Bloodsuckling Toothpluckling Stonechuckling Spittler! And soon it will catch me' up and I'll be bloodsuckled and toothplucked and stonechucked and chewed up into tiny pieces, and then the Spittler will spit me out in a cloud of smoke and that will be the end of me!"