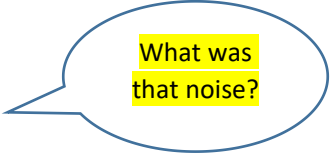


# Ruby Class Weekly Timetable- Week Beginning Mon 29<sup>th</sup> of June 2020

Reading: Don't forget to read to your adult everyday!

For more helpful ideas, Islington have put together a weekly timetable with lots of great resources. You can find it at [www.islingtoncs.org/home-learning](http://www.islingtoncs.org/home-learning)

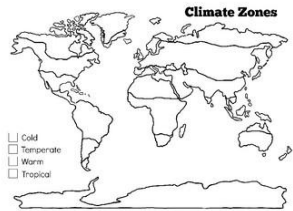

Please find the **Collective Worship** posted in the **home learning** section of the website on both **Monday and Wednesday**.  
Our Christian Value for this week is FRIENDSHIP.

<p><b>Monday</b></p> <p>Exercise 9-9:30 Joe Wicks YouTube</p>	<p><b>Maths:</b> Please watch White Rose maths video for <b>week 10 Lesson 1</b> Found on this link <a href="https://vimeo.com/432483400">https://vimeo.com/432483400</a> Complete The activities throughout the video. Now complete the worksheet can be found on our <a href="#">Google classroom</a> under Monday's maths lesson. When you have finished, have a go at one of the games found on the links below: <a href="https://www.purplemash.com/#tab/pm-home/maths">https://www.purplemash.com/#tab/pm-home/maths</a> Or <a href="https://www.topmarks.co.uk/maths-games/hit-the-button">https://www.topmarks.co.uk/maths-games/hit-the-button</a></p>	<p><b>English:</b> Look at the picture below (on page 5 of timetable) Complete the speech bubbles for what you think the characters are saying.  Can you now 'pop the bubble'? Use what you have written in your speech bubbles to write a sentence using speech marks. For example</p>  <p>"What was that noise?" wondered the curious young Minpin.</p>	<p><b>RE:</b> <b>What happened when Jesus was baptised and what does his Baptism mean to Christians?</b> Watch this clip for an explanation: <a href="https://www.youtube.com/watch?v=MNO2MAmwA">https://www.youtube.com/watch?v=MNO2MAmwA</a></p> <ul style="list-style-type: none"> <li>✦ How John the Baptist might have felt?</li> <li>✦ Why was it important for Jesus to be baptised?</li> <li>✦ What might Jesus have felt as he was baptised?</li> <li>✦ What did Jesus' baptism mean to Him?</li> <li>✦ What does the baptism of Jesus mean for Christians?</li> </ul> <p>Create paper doves and write on them why someone might be proud of you. <i>God spoke to Jesus and told him that he was 'well pleased' with him. He sent the Holy Spirit in the form of a dove.</i></p>	
<p><b>Tuesday</b></p> <p>Exercise 9-9:30 Joe Wicks YouTube</p>	<p><b>Maths:</b> Please watch White Rose maths video for <b>week 10 Lesson 2</b> Found on this link <a href="https://vimeo.com/432483645">https://vimeo.com/432483645</a> Complete The activities throughout the video.</p>	<p><b>English:</b> What do you think is the best way to get rid of the terrible Gruncher below. List all of the things that you know about the Gruncher. Now come up with an inventive way to get rid of the Gruncher FOREVER. You need to convince Little Billy to choose your way to get rid of the beast, so you need to make sure it is persuasive.</p>	<p><b>Science:- Plants</b> How do plants breathe? We are going to complete an experiment today to see if plants breathe and if so, how. Setting up your experiment, follow this link <a href="https://littlebinsforlittlehands.com/how-do-plants-breathe/">https://littlebinsforlittlehands.com/how-do-plants-breathe/</a> Then Complete a science investigation write up using these subheadings:</p>	

# Ruby Class Weekly Timetable- Week Beginning Mon 29<sup>th</sup> of June 2020

	<p>Now complete the worksheet can be found on our <a href="#">Google classroom</a> under Tuesday's maths lesson.</p> <p>When you have finished, have a go at one of the games found on the links below:  <a href="https://www.purplemash.com/#tab/pm-home/maths">https://www.purplemash.com/#tab/pm-home/maths</a>            Or  <a href="https://www.topmarks.co.uk/maths-games/hit-the-button">https://www.topmarks.co.uk/maths-games/hit-the-button</a></p>	<p>Use sentence starters like:  <b>I think... I feel... I am sure...I am certain... The fact is....It is the only way because....It is the best idea because... Did you know...?</b></p>	<p><u>Prediction:</u>  <u>Materials:</u>  <u>What I did:</u>  <u>What happened:</u>  <u>What I learned:</u></p>	
<p><b>Wednesday</b>             Exercise 9-9:30 Joe Wicks YouTube</p>	<p><b>Maths:</b>            Please watch White Rose maths video for <b>week 10 Lesson 3</b>            Found on this link  <a href="https://vimeo.com/432483778">https://vimeo.com/432483778</a>            Complete The activities throughout the video.            Now complete the worksheet can be found on our <a href="#">Google classroom</a> under Wednesday's maths lesson.</p> <p>When you have finished, have a go at one of the games found on the links below:  <a href="https://www.purplemash.com/#tab/pm-home/maths">https://www.purplemash.com/#tab/pm-home/maths</a>            Or  <a href="https://www.topmarks.co.uk/maths-games/hit-the-button">https://www.topmarks.co.uk/maths-games/hit-the-button</a></p>	<p><b>English:</b>            Listen to Miss Godden reading more of our book.            To celebrate Little Billy getting rid of the fearsome Gruncher forever, the Minpins have decided to throw a party to say thank you.            Create an invitation for the party.            Think of the things that you need to include:            - why you are throwing the party            - where it is and what time            - what will happen in the party</p>	<p><b>PSHE: Black Lives Matter</b>  <b>Parents: Please read through this, 'A parent's guide to Black Lives Matter'</b> found here  <a href="https://yoopies.co.uk/c/press-releases/blacklivesmatter">https://yoopies.co.uk/c/press-releases/blacklivesmatter</a>            Talk to your child about the Black Lives Matter Movement, using the analogies used in the guide to explain why it is so important. Talk about accepting others and accepting ourselves and being proud of who we are and what makes us special.            Listen to the story, 'I am enough' By Grace Byers.  <a href="https://www.youtube.com/watch?v=T4jZxWiCxrY">https://www.youtube.com/watch?v=T4jZxWiCxrY</a>            "I know that we don't look the same: our skin, our eyes, our hair, our frame." Look in the mirror carefully at yourself and draw a self-portrait and colour it in. Around it, write all of the things that you love about your appearance and the things that make your UNIQUE and SPECIAL.</p>	<p><b>PE</b>            Wednesday Workout with Lancel Have a go at the workout video lead by our very own Lance.            Found at this link:  <a href="http://www.st-marks.islington.sch.uk/news/wednesday-workout-with-lance/">http://www.st-marks.islington.sch.uk/news/wednesday-workout-with-lance/</a></p>

# Ruby Class Weekly Timetable- Week Beginning Mon 29<sup>th</sup> of June 2020

<p><b>Thursday</b></p> <p>Exercise 9-9:30 Joe Wicks YouTube</p>	<p><b>Maths:</b> Please watch White Rose maths video for <b>week 10 Lesson 4</b> Found on this link <a href="https://vimeo.com/432483882">https://vimeo.com/432483882</a> Complete The activities throughout the video. Now complete the worksheet can be found on our <a href="#">Google classroom</a> under Thursday's maths lesson. When you have finished, have a go at one of the games found on the links below: <a href="https://trockstars.com/">https://trockstars.com/</a></p>	<p><b>English:</b> Listen to Miss Godden read more of our book. Pretending that you are Don Mini, write a letter to Billy once he is home. Think about what you would like to say to Little Billy. What would you like the thank him for? Use sentence starters like: <b>Thank you for...I am so grateful because...I need to thank you for... Because you helped us, we...Because of you...You are so...I will never forget you because...You changed our lives because...</b></p>	<p><b>Topic: - Weather</b> Climates of the world Have a look at a world map and watch this clip as an explanation <a href="https://www.youtube.com/watch?v=pR2_s0dCNn4">https://www.youtube.com/watch?v=pR2_s0dCNn4</a> Colour code this map depending on the climate (also found on pg6)</p> 
<p><b>Friday</b></p> <p>Exercise 9-9:30 Joe Wicks YouTube</p>	<p><b>Maths:</b> Complete the mental Maths quiz below. A larger version is on the last page of the timetable</p> 	<p><b>English:</b> Listen to Miss Godden reading the rest of our book. Now imagine where you would like the swan to take you. Be as creative as you can! Think of all of your senses I would see: I would smell: I would hear: I would taste: I would feel:</p> <p>Now draw a picture of where the swan has taken you. Then describe it using sentence starters like: <b>All around me is... Everywhere I look...In front of me... Behind me... Above me... Below me...In the distance...There are lots of... The weather is...</b></p>	<p><b>Music:</b> This week there are 4 different links to have a look at. 1. Something to sing 'Tiny Ant' <a href="https://www.youtube.com/watch?v=0sUPK7LqAj8">hUps://www.youtube.com/watch?v=0sUPK7LqAj8</a> Links: Caring for animals 2. Something to play 'Kokoleoko' <a href="https://www.youtube.com/watch?v=gy8jyGRUR-8">hUps://www.youtube.com/watch?v=gy8jyGRUR-8</a> Can you copy these body percussion moves? 3. Something to listen to The Orchestra: <a href="https://www.youtube.com/watch?v=M0Jc4sPOBEE">hUps://www.youtube.com/watch?v=M0Jc4sPOBEE</a> 4. Something to move to <a href="https://www.youtube.com/watch?v=Vguj9-bwx4o">hUps://www.youtube.com/watch?v=Vguj9-bwx4o</a></p> <p><b>Computing</b> Log onto Busy Things using your LGFL log ins.  Go to the KS1 area, Year 2, computing, and then explore the fun activities in the early coding or busy code.</p>

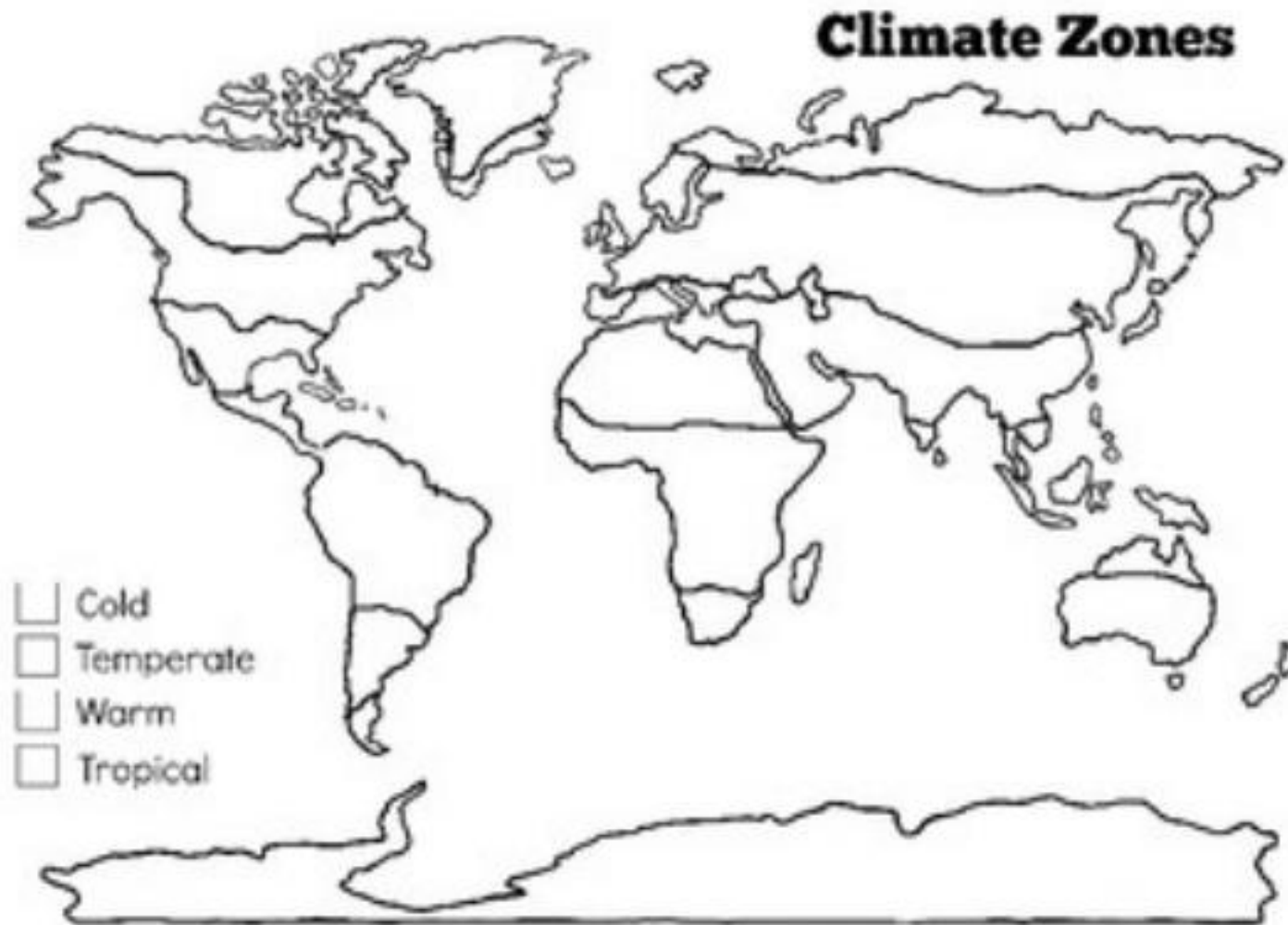
# Ruby Class Weekly Timetable- Week Beginning Mon 29<sup>th</sup> of June 2020

Monday's English lesson






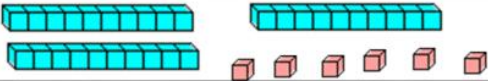
# Ruby Class Weekly Timetable- Week Beginning Mon 29<sup>th</sup> of June 2020

Thursday's Topic lesson



# Ruby Class Weekly Timetable- Week Beginning Mon 29<sup>th</sup> of June 2020

Friday's Maths lesson

1)	How many 2s make 10?	
2)	What is the next number in the sequence? 1, 3, 2, 1, 3, 2, 1, 3, 2, 1, ____	
3)	12 minus 4	
4)	Tick the shape that is not a <b>closed figure</b> . 	
5)	$30 + \underline{\quad} = 36$	
6)	How much money? 	£
7)	Circle the name of this shape? cuboid    cube    cylinder    cone    sphere	
8)	I have £12. I spend £9. How much do I have left?	
9)	How many? 	
10)	How many minutes in half an hour?	
11)	Sally has 5 marbles. Frazer has 6 more than Sally. How many does Frazer have?	
12)	Circle the digital clock that shows the time half-past 11. 11:00    11:15    11:30    12:00    12:30    30:11	