

Pearl Class Timetable- Week beginning 22nd June 2020- Summer 2

'Growing'

Daily Reading with an adult (it does not have to be a topic related book)
Or listen to an audiobook on <https://home.oxfordowl.co.uk/books/free-ebooks/> **Christian**
Value of the week: 'Wisdom'

Monday

Literacy

Watch Ms Farah read 'Jack and the Beanstalk'.



<http://www.st-marks.islington.sch.uk/home-learning/jack-and-the-beanstalk/>

Topic


Do you know your beans? How many different kinds of beans can you find and collect? Can you identify them all? To make the beans more memorable, your children could associate actions with the names of the beans. For example, can they run like a runner bean? Be as broad as a broad bean? Curve their bodies like the shape of a kidney bean?



Maths

Practise you counting with this counting activity below. Can you count the objects and write the number in the column?



*Note- This is not the activity sheet, you will find it on the fifth page.

<p>Tuesday</p>	<p style="text-align: center;"><u>Motor Skills</u></p> <p>How many star jumps can you do in 30 seconds?</p> <p>Can you beat your record?</p> 	<p style="text-align: center;"><u>Phonics</u></p> <p>This week we are learning sound 'r' and 'i'</p> <p>-If you were in Miss Farah or Kamlyn's group for phonics watch Miss Adams.</p> <p>-If you were in Jamal's group watch Miss Farah's video.</p> <p>You will find the video on the home learning page.</p>	<p style="text-align: center;"><u>Maths</u></p> <p style="text-align: center;">Addition Activity</p> <p>You will need numbers 2-10 from a deck of cards.</p> <p>Turn the cards number face down. The rules are that you pick two cards and add the numbers together. You can use your fingers to help you add or count the symbols on the cards.</p>
-----------------------	---	--	--

<p>Wednesday</p>	<p style="text-align: center;"><u>PE With Lance</u></p> <p>Have a go at doing these exercises with Lance.</p> <p style="text-align: center;">http://www.st-marks.islington.sch.uk/news/wednesday-workout-with-lance-17-06-20/</p>	<p style="text-align: center;"><u>Art</u></p> <p>Use the beans to create a bean collage. Paint the beans with clear varnish to make them bright!</p>  	<p style="text-align: center;"><u>Maths</u></p> <p style="text-align: center;">Subtraction Activity</p> <p>Roll a die and count the spots. Then identify the number that is one less and go on a number hunt for that number. For example, number 3 on a clock.</p>
-------------------------	---	--	---

Thursday	<p style="text-align: center;"><u>PSED (Feelings)</u></p> <p style="text-align: center;">How do you think Jack felt when he went up the beanstalk?</p> <p style="text-align: center;">How would you feel?</p>	<p style="text-align: center;"><u>Phonics</u></p> <p style="text-align: center;">Have a go at playing these phonics games on phonicsplay.</p> <p style="text-align: center;">Try to have a go at blending the words yourself before asking an adult for help.</p> <p style="text-align: center;">https://www.phonicsplay.co.uk/resources/phase/2</p>	<p style="text-align: center;"><u>Thursday Cooking</u></p> <p style="text-align: center;">Beans on toast? Can you make it on your own?</p> <p style="text-align: center;">Write a list of what you might need. Ask the adults to draw the steps needed and follow them.</p>
-----------------	--	---	--

Friday

Music

Bean Percussion

Take some empty cardboard boxes, biscuit packets, yoghurt pots or small plastic bottles and fill with different quantities of beans. Sellotape the tops so the beans do not jump out!

Use your percussion instruments during the chants or to make sound effects during the play!

Phonics

Make a letter sound collage.
Using a toy catalogue, cut out pictures of objects which begin or have the 'r' sound in them.

When you have finished, send your finished collage to Ms Farah to be posted on the blog!

Topic

Do you remember the names of parts of a flower?

Can you label a flower that you have in your house or you have found outside?



How Many Objects Can You See?

	Object	How many?
     		
     		
      		

