

# Coral Class Homework Summer 2



Dear Parents/Carers,

Please note this homework pack has a range of activities for your child to complete for the duration of the term. It is my suggestion that your child completes one activity per subject, per week. You will find optional activities for your child to complete within this pack, whilst these activities are optional, I would encourage the children to complete them to help consolidate learning particularly during the summer holidays. Please see below for a suggested timetable of activities your child should be doing on a daily/weekly basis in addition to their homework.

Activity	Suggested frequency
Reading	Once daily for at least 15 minutes
Times Tables Rockstars	3-4 times per week
Purple Mash	1-2 times per week

Thanks in advance for your support. If you have any queries about the homework tasks/suggested activities please do not hesitate to contact me.

Kind Regards,  
Miss Mensah

# English

Congratulations Coral class on your fantastic biographies about Tutankhamun. Please can you create a biography on a significant person of your choice? Your significant person should be someone that is considered significant in sport (e.g. Usain Bolt), entertainment (e.g. Dani Harmer, most famously known for her role as Tracy Beaker), music, fashion, sport, technology, maths, engineering, science etc.

Remember, a biography is writing **about someone's life story**, written using **third person pronouns** e.g. *she, he, his, her, whereas*, although an auto-biography is also writing about a person's life, autobiographies are written by the individuals about themselves and contain first person pronouns e.g. *I, me, myself* etc.

Please use my plan below to help you before you begin writing. Remember to plan using bullet points.

<b>INTRODUCTION</b> Who is your biography about?	<b>THINGS THEY ARE BEST KNOWN FOR</b> Facts and stories about their main successes	<b>EARLY LIFE</b> Interesting facts about their childhood.
<b>FAMILY LIFE/EXTRA INTERESTS</b> Did they marry? Have children? Have any hobbies?	<b>EARLY CAREER</b> Facts and stories about their early jobs/successes.	<b>CONCLUSION</b> Final statements about their future or life highlights.



If you choose a musician please include:

- **Background info** e.g. date of birth, where they grew up etc.
  - Best **songs/ hits** – chart positions (include sound clips if possible)
  - Info on all their **albums**, including **CD artwork** and **track listings**
  - **Concerts/ festivals/ tours** that they have performed in
  - **TV appearances** – what shows have they performed on?
  - **Influences** that inspired this artist e.g. Dr Dre for Eminem
  - **Trivia** – unusual info that not many people know
- ...plus much more


# English


(This is an optional homework, which means you don't have to do it, if you prefer not to).

Write an autobiography, so remember this is a biography, all about you, written by yourself. As you are all either 8/9 you won't have many events in your life. You will need to ask your parents/carers to help you plan events that happen during your baby/toddler years.


Please use my plan below to help you before you begin writing. Remember to plan using bullet points. Please try and include some pictures of you in your biography to bring your biography to life.

<b>INTRODUCTION</b> Who is your biography about? You!	<b>THINGS YOU ARE BEST KNOWN FOR</b> Facts about you	<b>EARLY LIFE</b> Interesting facts about you as a baby/ toddler. Ask you adult to help you with this.
<b>HOBBIES/ FUN FACTS</b> Include information about your favourite things to do, favourite colours, foods etc.	<b>CHILDHOOD</b> Facts and stories about their early jobs/successes.	<b>CONCLUSION</b> A final statement about your future aspirations (what you would like to be/achieve when you are older).
















## Newspaper Reports

This term we will be publishing a newspaper report. To prepare us for our role as budding journalists we must become fantastic feature detectives. Get a newspaper and find three articles. (If finding a print newspaper is hard you can look for a newspaper online. Please ask an adult for assistance when looking for newspapers). Fill in the table below and note down the following features and key facts from each article.

Article	Headline	Who	What	When	Where
1					
2					
3					

**CHALLENGE** – Can you write an alternative opening sentence for two articles? This should include all of the key information in the article.

# Reading

Complete the following activities after reading a book of your choice. Complete 2-3 sections of the wheel every day.

Finding spinner – use this to talk about your reading



Put the paper clip at the centre. Keep in place with the pencil. Flick the paperclip and where does it land?

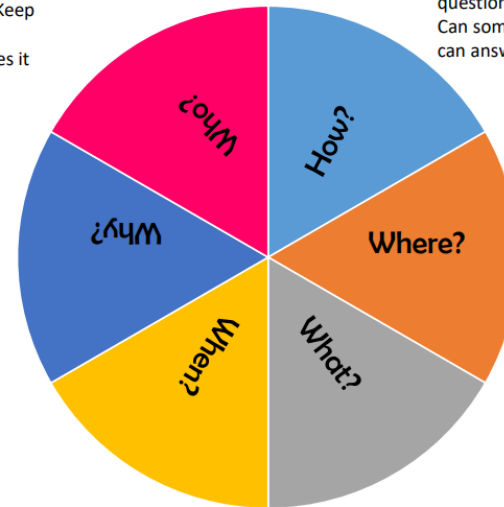
Checking spinner – use this to check your understanding



Put the paper clip at the centre. Keep in place with the pencil. Flick the paperclip and where does it land?



Question spinner – use this to ask questions about the book. Can someone ask you questions that you can answer?





1. What time are you doing this homework?

Day: Saturday / Sunday


2. What time did you get up today?




3. What time did you eat your lunch?



4. Draw this time on the clock face.



5. What time did you eat your evening meal? Draw the time on the clock face.



6. How would you say this time?

7. How much time has passed between your lunch and your evening meal?

# TV Guide



Look at the TV guide! Work out how long each programme lasts by finding the difference between the start and end times.



Name of programme	Start Time	End Time	How long did it last?
Ben Ten	1:00 pm	1:15 pm	
Hannah Montana	1:15 pm	1:35 pm	
Power Rangers	1:35 pm		25 minutes
Scooby Doo	2:00 pm		20 minutes
Garfield	2:20 pm	3:20 pm	
The Flintstones	3:00 pm	4:30 pm	
Arthur		3:50 pm	25 minutes
Chucklevision	3:50 pm		15 minutes
Mona the Vampire	4:20 pm	4:50 pm	
Horrible Histories		5:05 pm	15 minutes



Draw hands on the clock to show the given time.



10 past 8



25 past 11



5 past 9



10 minutes to 4



10 minutes to 6



5 minutes to 6



5 past 8



20 past 3



10 past 9







# Shoe Size

Schuh kids took a survey of their customers shoe size over one day. Here is a list of their responses.

4            2            2            2            1            3            1  
 2            2            3            4            1            2            3  
 2            2            1            1            3            1            3  
 5            1            2            3            4            2            1

Use the list above to complete it.

Shoe Size	TALLY	TOTAL
Size 1		
Size 2		
Size 3		
Size 4		
Size 5		

Then use the information in the tally chart to answer the questions below.

- 1) Which shoe size was most popular? \_\_\_\_\_.
- 2) Which shoe size was the least popular? \_\_\_\_.
- 3) What was the largest shoe size? \_\_\_\_\_.
- 4) What was the smallest shoe size? \_\_\_\_\_.

5) How many more children had size 2 shoes than had size 4 shoes? \_\_\_\_\_.

6) How many fewer children had size 5 shoes than size 1 shoes? \_\_\_\_\_.

7) How many customers did the shop have on the day of the survey? \_\_\_\_\_.

8) Order the shoe sizes from most popular to least popular?

---



---



---



---




---

## PSHE

This term we have been learning about the dangers of drugs, alcohol and harmful substances on the body. Make a poster encouraging smokers to give up smoking.

You may wish to use some of the positive affirmations we did in class to help you.





As you are about to transition from Year 4 to 5, it'd be a great time to start thinking about your hopes and ambitions for Year 5 and also your life as you progress into adulthood.

What are your hopes and dreams for Year 5?

What would you like to be when you're older?

Write down your hopes and dreams in the dream jar (to the right).

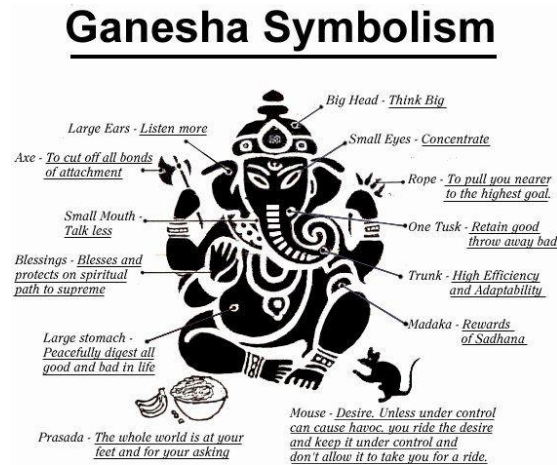




## RE/Art

Can you create a collage to summarise our learning about Hinduism? You could include drawings of a Hindu temple, pilgrimage or a Hindu god/goddess. Perhaps you may want to use a child-friendly search engine such as Kiddle or KidRex to help you. Please see below for some inspiration.

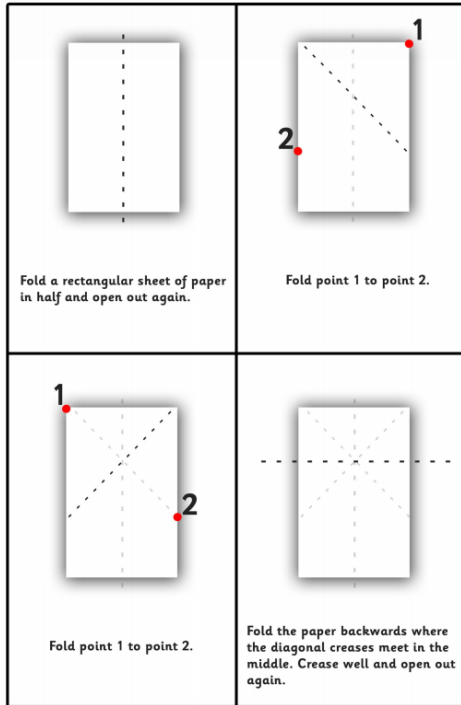
Elephant's head	Symbolises big ears for listening, small eyes for concentration, small mouth to talk less.
Axe	Symbolises cutting off all attachment to life
Raised hand	Symbolises peace and calm
Large stomach	Symbolises being able to cope (digest) everything that life throws at you
Mouse	Ganesh's vehicle – symbolises keeping your desires under control



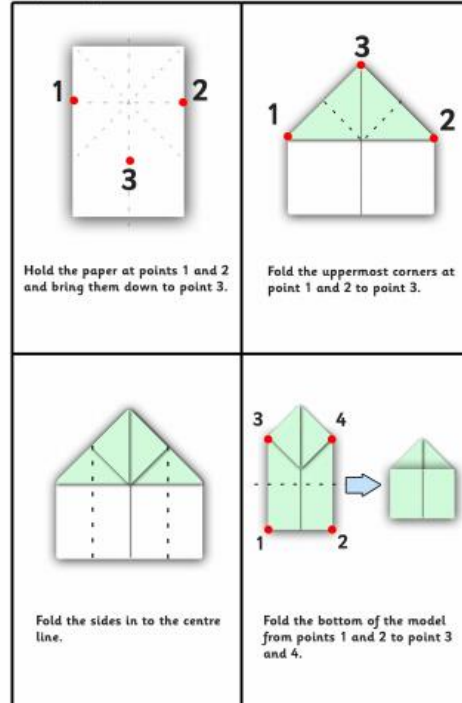
## Art

Follow the instructions below to make your very own leaping frog. Follow the instructions from left to right. Perhaps this frog may have been the inspiration behind King Tut's favourite childhood game.

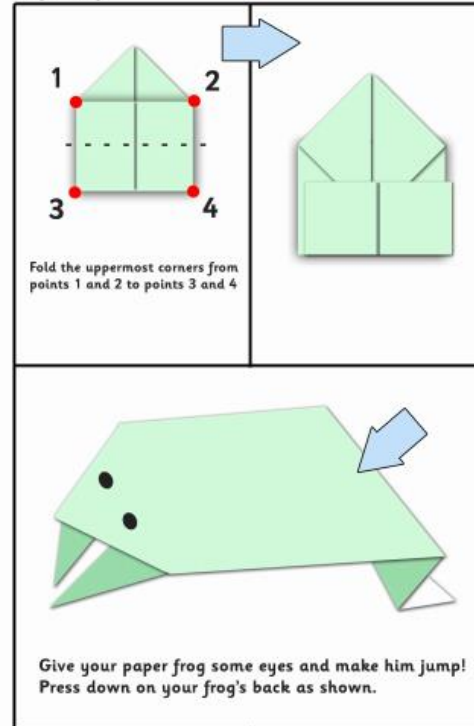
Origami Frog



Origami Frog



Origami Frog









### Optional

Henna (mehndi) is an Indian tradition. Henna is typically applied during **Hindu** weddings and festivals like Diwali, Bhai Dooj, Navraathri, Durga Pooja and Teej. Can you create a henna design and draw it on the pair of hands? Use a child-friendly search engine to help you find henna designs for a Hindu festival or ceremony of your choice.



On one hand...



On the other hand...

